



# Scottish Burden of Disease Study, 2015

## Chronic obstructive pulmonary disease technical overview



This resource may also be made available on request in the following formats:



 **0131 314 5300**

 **[nhs.healthscotland-alternativeformats@nhs.net](mailto:nhs.healthscotland-alternativeformats@nhs.net)**

Published by NHS Health Scotland

1 South Gyle Crescent  
Edinburgh EH12 9EB

© NHS Health Scotland 2017 and ISD 2017

# Background

The Scottish Burden of Disease (SBoD) study team have published comprehensive estimates of the burden of disease and injury in Scotland for 2015 [1]. The purpose of this technical overview is to provide background information on the data and methodology used, noting any caveats associated with estimating the burden of chronic obstructive pulmonary disorder (COPD) in SBoD.

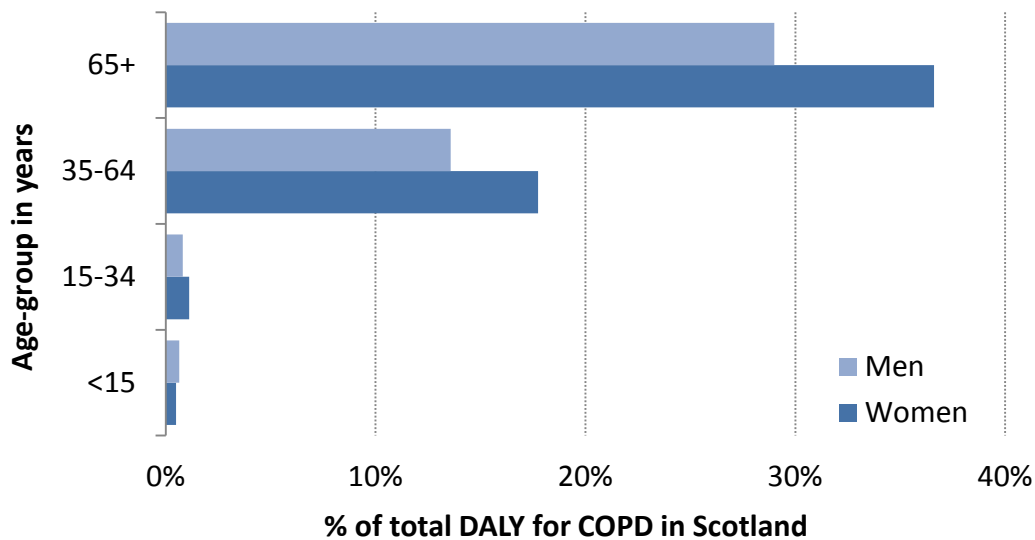
Burden of disease studies aim to estimate the difference between ideal and actual health in a country or region at a specific point in time. Individuals can suffer non-fatal health loss due to suffering disability attributable to a disease, condition or injury, or suffer fatal health loss which is early death due to a disease, condition or injury. To quantify the total burden, non-fatal and fatal health loss are combined to produce a single metric called the Disability-Adjusted Life Year (DALY).

Further information about the SBoD study, including a more thorough explanation of the methodology used, overview reports, detailed results and other specific disease briefings, can be found on the website of the Scottish Public Health Observatory (ScotPHO) [1].

## Estimated burden due to COPD

COPD was the fourth most common cause of disease burden in Scotland in 2015, resulting in a total of approximately 60,800 DALYs. Of this total burden, 69% was due to premature mortality attributed to COPD and 31% was attributed to the health loss suffered due to living with COPD.

**Figure 1 Percentage of total DALYs by gender and age-group for COPD**



The percentage of the total COPD DALY was greater for women (56%) than men (44%). Overall, individuals aged 65 years and over accounted for two thirds (66%) of the total COPD burden in Scotland in 2015. Women in this age group contributed a higher proportion (37%) to the total burden than men (29%). Women aged 35-64 years accounted for 18% of the total COPD burden, compared to 14% for men aged 35-64 years. At younger ages, there were no differences between men and women, as outlined in Figure 1. Note that the burden we are describing is the absolute burden and has not been adjusted for the age/gender case-mix.

## How did we produce these estimates?

DALYs attributed to a disease, condition or injury are calculated by combining estimates from two individual metrics: Years of Life Lost (YLL) due to premature mortality and Years Lived with Disability (YLD).

### Years of Life Lost (YLL) due to COPD

YLL measures the years of life lost due to premature deaths (i.e. the fatal component of burden of disease). YLLs are calculated by subtracting the age at each COPD death from the expected remaining life expectancy for a person at that age.

## **Estimating the number of deaths**

There were approximately 4,100 deaths caused by COPD in 2015. These deaths were identified from the underlying cause of death on the National Records of Scotland (NRS) register of deaths [2]. To classify deaths the Global Burden of Disease (GBD) 2015 cause list was used, which has been created using the International Statistical Classification of Diseases and Related Health Problems (ICD-10) [3, 4]. The NRS register of deaths has a Community Health Index (CHI) number attached to each death, which allows for demographic data such as gender, geographical area of residence and age at death to be established for each individual.

Included in the total COPD mortality count are deaths that have come from what are termed ill-defined causes of death in burden of disease studies. These ill-defined deaths are causes of death that have been coded with ICD10 codes in vital registers but for the purposes of burden of disease studies, are not regarded as sufficiently specific causes of death. These ill-defined deaths are therefore redistributed amongst specific causes of death across the burden of disease cause list based on the redistribution of deaths method used in the GBD study [3]. For COPD, approximately 17% of the mortality count comes from ill-defined death categories such as J69 'pneumonitis due to solids and liquids' and other ICD-10 codes. Further explanation of this method is available in the SBoD technical paper [1]. For this reason, the number of deaths due to COPD which have been reported are different from that of officially reported sources.

## **Life expectancy and YLL**

Each single death contributes to the total YLL through calculating the difference between the age at death and the life expectancy at that age. Life expectancy was defined using the 2013 gender-specific National Life Tables for Scotland [5]. There were approximately 42,000 YLL due to COPD in Scotland in 2015. Dividing the total YLL for COPD by the total mortality count indicates that, on average, individuals who die due to COPD, die

approximately 10 years younger than would be otherwise expected on the basis of the life expectancy of the general population.

## Years Lived with Disability (YLD) due to COPD

Years lived with disability (YLD) are estimated using:

- disease and injury prevalence estimates
- levels of severity
- disability weights

Our sources of information for these three components were as follows:

### **Estimating the prevalence**

To estimate prevalent cases of COPD in 2015, the Practice Team Information dataset (PTI) was used [6]. This dataset was collected by ISD Scotland from April 2003 to September 2013. It includes information from a nationally representative 5% sample of Scottish General Practices regarding face-to-face consultations between individuals and a member of the practice team (GPs, nurses and clinical assistants). The presence of a unique patient-identifier on the dataset allows for the grouping of consultations for each individual. The reason for each consultation was coded using Read codes [7]. The number of individuals that had a Read code specific to COPD between 1 April 2003 and 31 September 2013 were used to estimate prevalence. We excluded individuals who had a Read code referring to a diagnosis of heart failure in that same period; refer to the section below for details how these individuals were considered. The list of Read codes we used to identify COPD prevalent cases can be found on the ScotPHO website [1]. Individuals that attended their GP and consulted for COPD for the first time were counted in the yearly incidence, and we assumed that they remained a prevalent case until their point of death. We projected the estimated annual incidence trends of COPD for the time period covered by PTI (2003-2013) to 2014 and 2015. The estimated incidence and mortality data was used to calculate 2015 prevalence. There is no information about the death of individuals in PTI, so

adjustments to account for deaths were made using average age and gender mortality rates in Scotland and the excess mortality occurring in COPD cases reported by the NHANES III Follow-up Study [8].

Using this method of identifying prevalent cases of COPD, we estimated that there were approximately 308,100 individuals in the Scottish population living with COPD in 2015.

## **COPD and heart failure**

The GBD 2015 study [9] assigns a different disability weight and severity distribution to prevalent cases of COPD and COPD with heart failure and for that reason we estimated prevalence of COPD and COPD with heart failure independently. While we considered PTI [6] to be the best data source for COPD prevalent cases, we used the Scottish Morbidity Record 01 (SMR01) to identify cases of COPD and heart failure. This dataset contains structured data in the form of International Statistical Classification of Disease (ICD-10) [4] codes relating to diagnoses made on discharge from a secondary care setting. There are up to six individual ICD-10 codes that can be recorded, where the primary diagnosis relates to the main reason for the episode of care, and the other secondary diagnoses provide more information, for instance the co-morbidities that may affect the individual during that episode of care. The list of ICD-10 codes that were used to define mortality due to COPD was also used to identify prevalent cases of COPD. Heart failure prevalent cases were identified by looking for ICD-10 code I50 'heart failure' in any of diagnosis fields in SMR01.

The SMR01 dataset has a Community Health Index (CHI) number attached to the episode of care, which allows for the identification of records for an individual. This CHI number has been linked to records from the National Records of Scotland (NRS) register of deaths, to exclude individuals that have died from estimates following their date of death. The number of individuals that had both a diagnosis of COPD and heart failure between 1 January 1996 to 31 December 2015, and these two diagnosis happened in a time span no

longer than two years, was used to estimate the number of prevalent cases of COPD with heart failure. We excluded individuals that had also a diagnosis of ischaemic heart disease, a myocardial infarction or that were dispensed nitrate treatment as defined by items under sub-section 2.6.1 of the British National Formulary (BNF), because for those individuals we assumed that the heart failure was caused by the ischaemic heart disease.

In addition, a percentage<sup>1</sup> of the number of individuals that had a diagnosis of heart failure between 1 January 1996 to 31 December 2015, for whom we could not assign a specific cause<sup>2</sup> was added to the prevalent count of COPD with heart failure.

Using this method of identifying prevalent cases of COPD with heart failure, we estimated that there were approximately 2,100 individuals in the Scottish population suffering disability due to COPD with heart failure in 2015.

## **Severity distribution and disability weights**

The levels of severity and disability due to COPD in Scotland were based on the specifications of the GBD 2015 study [9]. This allowed prevalent cases to be disaggregated by levels of severity and the associated disability at each level of severity. The disability weights were developed by the GBD study through surveys of the general public and take into account the consequences of each disease, condition and injury [10]. The severity distributions and disability weights for COPD and COPD with heart failure are outlined in Table 1 and Table 2.

---

<sup>1</sup> 9.6% of the cases, this is extracted from the worldwide prevalence estimates of heart failure according to the aetiology, published by GBD 2013 [14]

<sup>2</sup> ischaemic heart disease, COPD, hypertensive heart disease, cardiomyopathy and myocarditis, other cardiovascular and circulatory diseases, rheumatic heart disease, congenital heart anomalies, endocarditis, interstitial lung disease and pulmonary sarcoidosis, other haemoglobinopathies and haemolytic anaemias, iron-deficiency anaemia, other pneumoconiosis, thalassaemias, silicosis, G6PD deficiency, iodine deficiency, Coal workers' pneumoconiosis, asbestosis and endocrine, metabolic, blood, and immune disorders.



Once the severity of COPD and associated disability were taken into account, individuals were estimated to be suffering approximately 18,800 YLDs due to living with COPD in Scotland in 2015.

**Table 1 Description and allocation to severity levels for COPD with corresponding disability weight**

<b>Severity level</b>	<b>Description</b>	<b>% of individuals</b>	<b>Disability weight</b>
Asymptomatic	Has condition but experiences no symptoms by virtue of, for instance being on treatment or because of the natural course of the condition.	46	0.000
Mild	Has cough and shortness of breath after heavy physical activity, but is able to walk long distances and climb stairs.	36	0.019
Moderate	Has cough, wheezing and shortness of breath, even after light physical activity. The person feels tired and can walk only short distances or climb only a few stairs.	9	0.225
Severe (without heart failure)	Has cough, wheezing and shortness of breath all the time. The person has great difficulty walking even short distances or climbing any stairs, feels tired when at rest, and is anxious.	9	0.408

**Table 2 Description and allocation to severity levels for COPD with heart failure with corresponding disability weight**

<b>Severity level</b>	<b>Description</b>	<b>% of individuals</b>	<b>Disability weight</b>
Mild	Is short of breath and easily tires with moderate physical activity, such as walking uphill or more than a quarter-mile on level ground. The person feels comfortable at rest or during activities requiring less effort.	25	0.041
Moderate	Is short of breath and easily tires with minimal physical activity, such as walking only a short distance. The person feels comfortable at rest but avoids moderate activity.	20	0.072
Severe	Is short of breath and feels tired when at rest. The person avoids any physical activity, for fear of worsening the breathing problems.	55	0.179

# Data quality

In order to provide a measure of the degree of accuracy<sup>3</sup> and relevance<sup>4</sup> of the estimated disease DALYs to users, a measure of data quality has been developed for the SBoD study. This measure assigns a RAG (Red; Amber; Green) status to each disease or injury indicative of the accuracy and relevance of the estimates. Interpretation of the RAG status can be defined as follows:

## **Highly accurate and relevant**

Estimates have been derived using relevant and robust data sources with only a small degree of adjustments performed to the input data. These estimates can be considered a highly accurate depiction of the burden incurred from the disease, condition or injury.

## **Moderately accurate and relevant**

Estimates have been derived using reasonably relevant and robust data sources with only a moderate degree of adjustments performed to the input data. These estimates can be considered a moderately accurate depiction of the burden incurred from the disease, condition or injury.

## **Uncertainties over accuracy and relevance**

Estimates have been derived using less comprehensive or relevant data sources with a high degree of adjustments performed to the input data. These estimates contain substantial uncertainties and should be used with some caution.

The data quality has been assessed using three main criteria:

- Relevance and accuracy of the data source used to measuring the population of interest


---

<sup>3</sup> How precise, unbiased or certain the estimate is.

<sup>4</sup> Do we measure the thing we want to measure?

- Likelihood that the implemented disease model captured the overall burden of disease or injury
- The relative contribution of ill-defined deaths to YLL, and YLL to DALY.

These criteria are subjectively assessed and each criterion is scored on a scale of 1 to 5. Further details on these data quality measures are available on the ScotPHO website [1].

Based on these criteria, the estimates of burden of COPD in Scotland are amber  **moderately accurate and relevant.**

More than two thirds of the burden of COPD is driven by mortality data. The register of deaths in Scotland is a high quality data source; however the contribution to the COPD YLL from ill-defined deaths is higher (at 17%) than the 10% we expected.

The contribution to the DALY from individuals still alive and suffering the disease also presents some issues. The Quality & Outcomes Framework (QOF) [11] estimated a COPD prevalence of 2.3% for the financial year 2015/2016, based on a GP register of COPD cases. However, COPD diagnoses are probably only being established in the moderate to severe stages of the disease and may underestimate the true extent of COPD in Scotland. To overcome that problem, we used a case definition that is most likely too sensitive, resulting in a total prevalence estimate of 5.6% and a symptomatic prevalence of 3%. GBD 2015 study estimates a total prevalence of 4.5% [12].

Additionally, the PTI dataset is only a 5% sample. COPD is a chronic disease hence we assumed that once somebody is diagnosed they will be a prevalent case until death. However, because PTI does not include information about mortality we estimated when that happens based on national averages and the excess mortality for COPD, adding another layer of uncertainty to our prevalence estimates.

The higher than expected number of ill-defined deaths, the absence of death data in primary care data, the possibility that case definition include wrong diagnosis of COPD and the fact that both QOF and GBD estimates are lower than what we present in this paper, are indications that we may have over-estimated the burden of COPD.

## **What next to improve estimates for COPD?**

Future work on the SBoD study will attempt to refine the estimates of mortality and prevalence. To improve the burden derived from mortality, we will consider both the underlying and the contributory causes of death to classify the death as caused by COPD. The improvement of prevalence estimates will include reviewing the coding and recording of COPD in alternative national datasets and explore local area datasets for information. The development of the Scottish Primary Care Information Resource (SPIRE) will help us to improve our estimates of the burden of disease in Scotland [13]. Further to this, work will be carried out to attempt to derive estimates of severity levels that are dependent on age and that are specific to the Scottish population. These improvements are partly dependant on exploring other data sources and reviewing evidence from high quality research that it is relevant to Scotland. Please contact the SBoD project team ([nhs.healthscotland-sbod-team@nhs.net](mailto:nhs.healthscotland-sbod-team@nhs.net)) for enquiries and suggestions on how to improve our estimates.

## References

- [1] Scottish Burden of Disease study. Scottish Public Health Observatory, Available from: URL: <http://www.scotpho.org.uk/comparative-health/burden-of-disease/overview> (Accessed 03 July 2017)
- [2] National Records of Scotland (NRS). Vital Events - Deaths. Scottish Government, Available from: URL: <https://www.nrscotland.gov.uk/statistics-and-data/statistics/statistics-by-theme/vital-events/deaths> (Accessed 03 July 2017)
- [3] GBD 2015 Mortality and Causes of Death Collaborators. Global, regional, and national life expectancy, all-cause mortality, and cause-specific mortality for 249 causes of death, 1980–2015: a systematic analysis for the Global Burden of Disease Study 2015. *The Lancet* 2016 Oct 8;388(10053):1459-544.
- [4] World Health Organization. International Statistical Classification of Diseases and Related Health Problems 10th Revision (ICD-10) Version for 2010, Geneva. World Health Organization, Available from: URL: <http://apps.who.int/classifications/icd10/browse/2010/en> (Accessed 03 July 2017)
- [5] Office for National Statistics. National Life Tables: Scotland. Open Government Licence, Available from: URL: <https://www.ons.gov.uk/peoplepopulationandcommunity/birthsdeathsandmarriages/lifeexpectancies/datasets/nationallifetables-scotland-referencetables> (Accessed 03 July 2017)
- [6] ISD Scotland. Practice Team Information. NHS National Services Scotland, Available from: URL: <http://www.isdscotland.org/Health-Topics/General-Practice/PTI-Support/> (Accessed 03 July 2017)

- [7] NHS Digital. Read Codes. NHS Digital, Available from: URL: <https://digital.nhs.uk/article/1104/Read-Codes> (Accessed 03 July 2017)
- [8] Shavelle RM, Paculdo DR, Kush SJ, Mannino DM, Strauss DJ. Life expectancy and years of life lost in chronic obstructive pulmonary disease: findings from the NHANES III Follow-up Study. *Int J Chron Obstruct Pulmon Dis.* 2009;4:137-148
- [9] Vos T, Allen C, Arora M, Barber RM, Bhutta ZA, Brown A, et al. Global, regional, and national incidence, prevalence, and years lived with disability for 310 diseases and injuries, 1990-2015: a systematic analysis for the Global Burden of Disease Study 2015. *The Lancet* 2016;388(10053):1545-602.
- [10] Salomon JA, Haagsma JA, Davis A, de Noordhout CM, Polinder S, Havelaar AH, et al. Disability weights for the Global Burden of Disease 2013 study. *The Lancet Global Health* 2015 Nov;3(11):e712-e723.
- [11] ISD Scotland. Quality and Outcomes Framework. NHS National Services Scotland, Available from: URL: <http://www.isdscotland.org/Health-Topics/General-Practice/Publications/index.asp> (Accessed 03 July 2017)
- [12] Institute for Health Metrics and Evaluation (IHME). GBD Results Tool. Seattle, WA: IHME, University of Washington. Available from: URL: <http://ghdx.healthdata.org/gbd-results-tool> (Accessed 03 July 2017)
- [13] Scottish Primary Care Information Resource (SPIRE). NHS National Services Scotland, Available from: URL: <http://spire.scot/> (Accessed 03 July 2017)
- [14] Global Burden of Disease Study 2013 Collaborators. Global, regional, and national incidence, prevalence, and years lived with disability for 301 acute and chronic diseases and injuries in 188 countries, 1990-

2013: a systematic analysis for the Global Burden of Disease Study  
2013. *The Lancet* 2016;386(9995):743-800.

